

English as a Second Language

Student Packet Level 2

Volunteer Literacy Tutoring Program
Portland Community College
2002

This packet is to be used in conjunction with ESL Tutor Packet Level 2

The compilation of these packets would not possible without the knowledge, hard work, dedication, and generosity of those that work in the Adult Basic Skills department at Portland Community College, especially the Volunteer Literacy Program Coordinators and Oregon Literacy, Inc. would like to, specifically thank Kathleen Holloway, Kay Talbot and Karen Sanders of the Volunteer Literacy Tutoring Program at Portland Community College for allowing us to share this packet with tutors everywhere, but especially tutors and organizations that dedicate their time to their community in the state of Oregon .

OLI would also like to thank Pro Lingua Associates and New Readers Press for granting the permissions to include exercises from their materials.

All New Reader's Press exercises come from '*Training By Design, ESL*, 1993, New Readers Press, Division of Pro Literacy Worldwide, which are being used by permission. You may find this book and other, similar books at the New Reader's Press website listed below.

You may find materials published by Pro Lingua Associates by accessing the Pro Lingua website listed below.

<http://www.newreaderspress.com>

<http://www.prolinguaassociates.com/Pages/about.html>

What will I learn with my tutor?

In Tutoring Level 2 you will learn:

Speaking and Listening

- to ask questions
- to answer questions
- what to say if you don't understand something
- to follow directions
- to talk about things that are important to you

Reading

- to read sentences and questions
- to read maps
- to tell time
- to recognize emergency signs
- to recognize the different types of American money
- to read want ads, schedules, menus and other things

Writing

- to write numbers and letters
- to write new words
- to write short sentences using new words
- to put 3 or 4 sentences together to write a short note
- to write information about yourself
- to use some new grammar

*If there are other things you want to learn just ask your tutor.
Your tutor is there to help you!*

Tips for Learning English

These are things you can do to learn more English:

- Remember that learning English is a slow process - it does not happen quickly.
- Know what you want to learn and why.
- Make learning a habit. Try to learn something every day. **STUDY EVERY DAY!**
- Choose materials that are interesting.
- Use different materials, you need to practice reading, grammar, writing, speaking and listening.
- Find friends to study and speak with. Learning English together can be fun.
- Grammar by itself does not help you USE the language. You should practice what you are learning by using it for practical things.
- Move your mouth! Understanding something doesn't mean the muscles of your mouth can produce the sounds. Study out loud!
- Be patient with yourself. Remember learning is a process - speaking a language well takes time.
- Communicate! There is nothing like communicating in English and being successful.
- Use the Internet. The Internet is the most exciting, unlimited English resource that anyone could imagine and it is right at your finger tips.

Tips

- Develop a good attitude.
- Remember that learning English is a process.
- Be patient with yourself.
- Practice, practice, practice.
- It's OK to make mistakes! Have fun trying to speak!
- Get help if you need it.

Practice, practice, practice.

Practice, practice, practice.

Practice, practice, practice.

Some Sample Dialogues...

- Good morning. How are you?
 - I'm fine, thank you. How are you?
 - Fine thanks.
-

- Excuse me. What time is it?
 - It's 8:00.
 - What time is the class?
 - It's at 8:30.
 - Thank you.
-

- Hello. Dr. Nguyen's office.
 - Good morning. This is _____ . My son needs an appointment.
 - What's his name?
 - His name is _____ .
 - OK Come in tomorrow at 3:00.
 - Thank you for your time. Have a nice day.
 - You too. Good bye.
 - Good bye.
-

- Excuse me. Where is the grocery store?
 - It's on 5th Avenue.
 - Is it on the corner?
 - No it isn't. It is next to the bank.
 - Thank you.
 - You're welcome.
-

- Can I help you?
 - Yes, I want to exchange this dress. I want a blue one.
 - Do you have the receipt?
 - Yes, I do.
-

- Next, please.
- I want two hamburgers and two cokes.
- Small, medium or large?
- 1 small and 1 medium, please.
- Is that for here or to go?
- To go.
- That's \$5.65.

Community


911

- A. Emergency services.
- B. Hello. I need help. This is an emergency.
- A. What's the matter?
- B. There's a fire in my kitchen.
I am from _____
I speak _____
- A. What's your name?
- B. My name is _____
- A. What's your address?
- B. My address is _____
- A. What's the closest cross street?
- B. The closest cross street is _____
- A. A fire truck is coming.
- B. Thank you.


ADDRESS / TELEPHONE

Country	China is a <u>country</u> . The United States is a <u>country</u> . There are fifty (50) <u>states</u> in the United States. We live in the
State	<u>state</u> of Oregon.
City	Each state has many <u>cities</u> . We live in the <u>city</u> of Tualatin.
Street	In each city, there are <u>streets</u> . They are named so we can find
Map	them on a <u>map</u> .
Address	Each house has an <u>address</u> with a number, the street name, the
Zip code	name of the city and the state, and a special number that is
Telephone	called a <u>zip code</u>
Phone number	Most people have a <u>telephone</u> so they can talk to people without
Area Code	having to go to their house.
Long distance	Each telephone has its own <u>phone number</u> . Each state is divided into areas and the areas each have an
	<u>area code</u> that you must dial with the phone number. If you
	need to dial 1 before the <u>area code</u> ,
	this would be a <u>long distance</u> telephone call.

An address tells where a person lives. **This is my address:**



This is my telephone number



What's your address?

What's your telephone number?

Getting to Know You

Fill in the blanks and then practice with a partner.

1. What's your name?
It's _____
2. Where are you from?
I'm from _____
3. What country do you live in now?
I live in _____
4. What state do you live in?
I live in _____
5. What city do you live in?
I live in _____
6. What's your address?
It's _____
7. What's your first name?
It's _____
8. What's your last name?
It's _____
9. What's your phone number?
It's _____
10. What's your social security number?
It's _____
11. What's your job?
I'm a _____
12. Are you married?
_____, I am. _____, I'm not.
13. Do you have children?
_____, I do. _____, I don't.
14. Do you like living in Oregon?
_____, I do. _____, I don't.

Questions and Short Answers

	Yes	No
Present Tense	Yes, I am.	No, I'm not.
	Yes, you are.	No, you aren't.
	Yes, he/she is.	No, he/she isn't.
	Yes, we are.	No, we aren't.
	Yes, you are.	No, you aren't.
	Yes, they are.	No, they aren't.

Exercises

Write the correct short answer.

1. Is she a doctor?

Yes, _____.

2. Are they from China?

Yes, _____.

3. Are they students?

No, _____.

4. Is she your sister?

No, _____.

5. Are you hungry?

Yes, _____.

ASK A PARTNER

1. Are you married?
2. Is it cold today?
3. Are you from Mexico?
4. Are you happy today?
5. Is it raining outside?

Directions for the tutor: Before doing the interview, have your student draw a picture of his own neighborhood. Then during the interview the student can use his own picture to help answer the questions.

INTERVIEW
About Your Neighborhood

1. What is your name?
2. What is your address?
3. Where is your house (apartment)?
4. What do you like about your house (apartment)?
5. What don't you like about your house (apartment)?
6. How long have you lived in Oregon?
7. Tell me something interesting about your neighborhood.

Do you or Don't You?

- Practice asking and answering questions with a partner.
- For extra practice write your answers.

1. Do you go to bed before 11:00 p.m.?

2. Do you like rock music?

3. Do you exercise every day?

4. Do you like to have parties?

5. Do you watch TV 3 hours a day?

6. Do you talk a lot?

7. Do you work in the evenings?

8. Do you get up before 7:00 am?

9. Do you like to do housework?

10. Do you like cats?

11. Do you speak 3 languages?

12. Do you like to go shopping?

Q & A Practice

EMPLOYMENT

1. What does your father do?
What is his job?
What does your mother do?
Did your father or your mother teach you any work skills?
Examples: cooking, sewing, building houses, fixing a car,
working on a farm
 2. Did you work when you were a teenager?
What work did you do?
 3. How many different jobs have you had?
 4. What is your favorite job?
 5. Are you working now? Where? What are you doing?
 6. Do you want a different job? Why?
-

HEALTH

1. What do you do when you have a headache?
2. What do you do when you have a stomachache?
3. What do you do when you have a sore throat?
4. What do you do when you have an earache?
5. What do you do when you have a toothache?
6. What do you do when you have a cold?
7. What do you do when you have a backache?
8. What do you do when you can't sleep?
9. What do you do when you feel sad and depressed?

Suggestion: If you are working with a group cut the questions into strips, give each student in the group a strip, have students ask their questions and other students answer.

Q & A Practice

HOLIDAYS

1. Introduce the following vocabulary: *holiday, celebrate, favorite traditional foods.*
 2. Discuss the following questions with your student (the answers can be about the US or their country's holidays):
 - What country are you from?
 - What is your favorite holiday?
 - When is it?
 - Why do you celebrate this holiday?
 - Who are you usually with on this holiday?
 - What do you usually do? How do you celebrate?
 - Are there traditional foods for this day?
 - Tell me something that is interesting or unusual about this holiday.
-

CALENDARS

1. Review the days of the week and the months of the year.
2. Review the calendar words:

next week	last week
month	year
weekend	today
tomorrow	yesterday
next year	last year
3. Introduce and practice ordinal numbers. (First, second, third, fourth, fifth etc...)
4. Do this lesson with a current calendar to demonstrate the meanings of the words and to allow the student to practice the vocabulary and concepts.
5. Some example practice questions are:
 - What is the day before Monday?
 - What is the day after Monday?
 - What is the day before Friday?
 - What is the day after Friday?
 - How many days are there in a week?
 - How many weeks are there in a year?
 - What days make up the weekend?


Class Calendar

Month: _____

Year: _____

S	M	T	W	T	F	S

Daily Routine



How to Play

Make two copies of the chart below.

Give one copy to your student. Keep one copy for yourself.

Have your student complete the information in the 'student' column.

Do the same on your sheet for the 'tutor' column.

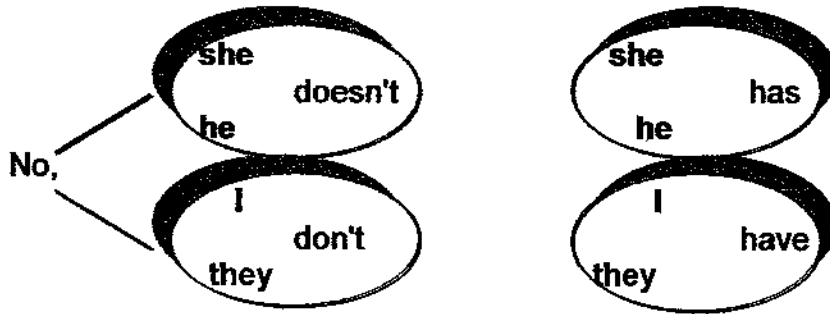
Ask your student questions and complete the 'student' column on your sheet.

Have your student ask you questions to complete the 'tutor' column on their sheet.

Use this information to get to know each other better!

?	tutor	student
What time did you get up today?		
What time did you go to bed yesterday?		
What time did you eat breakfast today?		
What time did you eat lunch yesterday?		
When will you eat dinner tonight?		
What time did you come to school?		
When will you go on vacation?		

HEALTH



1. Does he have a fever?

No, _____.

He has _____.

2. Does he have a cold?

No, _____.

_____.

3. Do they have sore throats?

No, _____.

_____.

4. Does he have a broken arm?

No, _____.

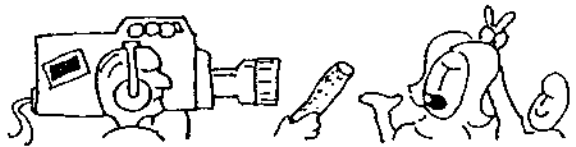
_____.

5. Do you have a cold? _____, I _____.

6. Do you have a fever? _____, I _____.

7. Do you have a sore throat? _____, I _____.

Family Interview



How to Play

Make two copies of the chart below.

Give one copy to your student and keep one for yourself.

Have your student complete the information in the 'student' column by answering the questions.

You should do the same for the 'tutor' column.

When you have both finished, ask your student the appropriate questions to complete the 'student' column on your sheet.

Reverse roles and have your student ask questions to complete their grid.

Use this information to get to know each other better!

Family Information	Tutor	Student
Are you married?		
Are you single?		
How many sons do you have?		
How many daughters do you have?		
How many sisters do you have?		
How many brothers do you have?		
Do you have an uncle?		
Do you have an aunt?		
Did you ever meet your grandmother?		
Do you have any pets?		

ADJECTIVES

- Rewrite each sentence
- Add an adjective. Use a different adjective in each sentence.

1. That is a building That is a big building.

2. I want a house _____

3. Janet is a singer _____

4. Charles is an actor _____

5. We saw a movie _____

6. I heard a song _____

7. They read a book _____

8. Maria has a sister _____

- Put the words in the correct order.
- Write each word on an index card. Ask the student to put the words in the correct order.

1. is / Jessica / good / a / actress

2. handsome / is / Robert

3. Oregon / place / rainy / a / is

4. I / man / old / a / and / tall / saw

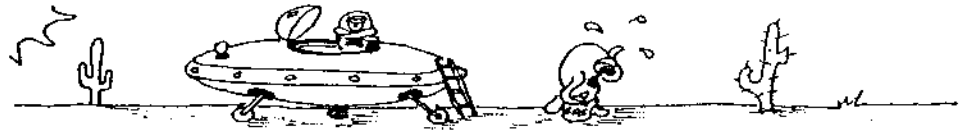
5. is / Pedro / good / a / student

Exercise 2.2 Colors plus other words

Do this exercise as quickly as possible. You will read one color. Write something that is that color. Do NOT think about this a long time. Write the first thing that comes into your mind.

1. yellow _____
2. brown _____
3. tan _____
4. purple _____
5. black _____
6. red _____
7. orange _____
8. blue _____
9. green _____
10. silver _____
11. gold _____
12. white _____

Aliens?



How to Play

Make one copy of this page.

Cut out and mix up the cards below.

For repeated use, glue each card on a 3x5 index card.

Stack them in a pile face down on the table.

Have your student choose the top card. They should **not** show it to you.

Have your student describe the card in detail.




You must reproduce it as accurately as possible on a separate sheet of paper.

When your student has finished, compare the card with your drawing.

How similar are they?

After completing round one, switch roles.

Continue until all the cards have been used.



Feelings

- Point to each picture and model a sentence for the student.

I am happy.

I am hungry.

I am sad.

I am cold.

I am tired.

I am hot.

I am thirsty.

I am sick.

- Change the subject.

He (You, She, He, We, They) is (are) happy.

- Change the tense.

He (You, She, He, We, They) was (were, will be) happy.

- Point to the picture and ask the following questions. Have the student answer using a complete sentence.


Are you happy?

Are you tired?

Is she thirsty? Etc.

Variations

- Have your student pantomime the feelings. In a group, have the other students guess which feeling is being expressed.
- Give antonyms for the feelings.
- Give synonyms for the feelings.
- Ask these or other similar questions:
 - What makes you happy?
 - Describe your happiest day.
 - What do you do when you are sick/tired?



Do You Like It?



How to Play

Make one copy of this page.

Cut out the cards, mix them up, and stack them face down on the table.

Have your student turn over the top card.

They should read the card aloud and tell one thing they **like** and one thing they **dislike** in the chosen category.

For example : 'fruits' - *I like apples, but I don't like oranges.*

Continue the conversation by asking a "why" question.

For example: *Why don't you like oranges?*

Now it is your turn.

Turn over the next card, read the category and give one like and one dislike.

When you are finished, put the card aside.

Continue until all the cards are gone.

sports



vegetables



fruits



movies



colors



music



books



seasons





Shopping

Mr. and Mrs. Wilson have two children. Every month Mrs. Wilson goes shopping at Fred Meyer to buy some clothes for the children.

Clothes are expensive so Mrs. Wilson buys clothes that are on sale. Mr. and Mrs. Wilson work very hard so she is careful with their money.

Today Mrs. Wilson buys four pairs of socks for her son because they are cheap. She buys a pair of pants that are on sale for her daughter. The shoes are too expensive to buy today. She will wait to buy shoes until next month.

Mrs. Wilson loves her children, but they are expensive!

1. How many children does Mrs. Wilson have?
2. How often does she shop for clothes?
3. Why is Mrs. Wilson careful with their money?
4. What does she buy today?
5. Why doesn't she buy shoes?
6. Where do you buy clothes?
7. Do you think that children are expensive?



was
visited
had
grew

helped
fed
picked
cooked

ate
sat
watched

My Grandmother

My name is Julie. One summer, when I was a young girl, I visited my grandmother on her farm. She had a big farm with pigs and ducks. She grew corn and she had many fruit trees.


I helped my grandmother with many jobs on the farm. I fed the animals and picked the fruit. Sometimes I cooked dinner.

After we ate dinner, my grandmother and I sat outside and watched the sunset.

I was very happy on the farm. Sometimes I wish I was a young girl again on my grandmother's farm.

-
1. What did Julie do on her grandmother's farm?
 2. Did you live on a farm or visit a farm in your country?
 3. Did you visit your grandparents when you were a child?

Would you like to live on a farm or in a city now? Why?



The Parent-Teacher Conference

Anna and Pedro Martinez have three children. Their son Robert goes to school and is in the third grade. Last week the school had parent-teacher conferences. The mothers and fathers came to school to talk to the teachers.

Robert's teacher, Mrs. Johnson, told Anna and Pedro that Robert is a good student in the classroom and on the playground. The only problem is that he has some trouble with reading. Anna and Pedro asked Mrs. Johnson how they could help Robert to be a better reader.

Mrs. Johnson wants Robert to do more reading at home. She will give Robert some special homework. She hopes that Anna and Peter will read books with Robert. She wants to talk to Anna and Pedro again in a few weeks.

Anna and Pedro are helping Robert to be a better reader. Now he does his homework before he watches TV. Anna and Pedro take the children to the library and they read stories together with the children on the weekend. Next month they will go to school to talk to Mrs. Johnson about Robert again.

1. How many children are in the Martinez family?
2. What grade is Robert in?
3. What problem does Robert have in school?
4. Do you have children in school?
5. Do you talk to your children's teachers?
6. Do you go to the library?
7. Do you read books at home in your language?
8. Do you read books at home in English?



Talking to My Grandchildren

Questions to talk about

- Do you have children?
- Do you have grandchildren?
- What language do you use in your house?

Read the story

Talking to My Grandchildren

I love my grandchildren very much. I am learning English so I can talk to my grandchildren. But I also want them to understand a little Spanish. I think every language is useful!

Circle Yes or No

- | | | |
|--|-----|----|
| 1. In my house, everyone speaks my language. | Yes | No |
| 2. In my house everyone speaks English. | Yes | No |
| 3. In my house, some people speak English and some people speak my language. | Yes | No |
| 4. I want my family to speak only English. | Yes | No |
| 5. I want to know more English. | Yes | No |
| 6. I want my children to know my language. | Yes | No |
| 7. It is good to speak only English. | Yes | No |
| 8. It is good to know two languages. | Yes | No |

THE WALLET

A man is at a bus stop. He is going to get on a bus. He gets on the bus. His wallet falls out of his pocket. A woman walks to the bus stop. Her shoes are old. She sees the wallet on the sidewalk. She finds money and an ID in the wallet. She thinks about a coat or a dress she can buy with the money. She sees a shoe store across the street. She thinks about buying a new pair of shoes. She sees a police station. She thinks about what to do.

- Circle T for True or F for False

- | | | |
|---|---|---|
| 1. The woman sees the police station. | T | F |
| 2. The woman gets on the bus. | T | F |
| 3. The woman sees the man's wallet on the sidewalk. | T | F |
| 4. The woman wants a new pair of shoes. | T | F |
| 5. An ID is in the man's wallet. | T | F |
| 6. The woman goes to the police station. | T | F |
| 7. The woman buys a new dress. | T | F |

THE WALLET – Story Strips

A man is at a bus stop. He is going to get on a bus.

He gets on the bus. His wallet falls out of his pocket.

A woman walks to the bus stop. Her shoes are old.

She sees the wallet on the sidewalk.

She finds money and an ID in the wallet.

She thinks about a coat or a dress she can buy with the money.

She sees a shoe store across the street.

She thinks about buying a new pair of shoes.

She sees a police station.

She thinks about what to do.

Name _____

Date _____

Word List

address	age	apt	area code
city	DOB	first	last
name	number	signature	social security
state	street	telephone	zip

Write each word three times.

1. address _____
2. age _____
3. apt _____
4. area code _____
5. city _____
6. DOB _____
7. first _____
8. last _____
9. name _____
10. number _____
11. signature _____
12. social security _____
13. state _____
14. street _____
15. telephone _____
16. zip _____

Name _____

Date _____

Missing Letters

1. a d _ _ r e s _ _

2. a _ _ e

3. a p _ _

4. a _ _ e a c _ _ d _ _

5. _ _ i t y

6. D O _ _

7. f i _ _ s _ _

8. l _ _ s t

9. n a _ _ _

10. n u _ _ b _ _ r

11. s i g _ _ a _ _ u r e

12. s _ _ c i a _ _ s _ _ c u r i _ _ y

13. s _ _ a t e

14. s _ _ r e _ _ t

15. t e _ _ e _ _ h o _ _ e

16. z _ _ p

PERSONAL

MATCH

FIRST NAME	534-30-1762
TELEPHONE NUMBER	San Jose
ZIP CODE	Smith
SOCIAL SECURITY NUMBER	7221 Main Street
LAST NAME	92073
STATE	California
COUNTRY	United States
CITY	Robert
ADDRESS	(503) 560-0634

_____		_____	
First Name		Last Name	

Address			

City	State	Zip code	Country
_____	_____	_____	_____
_____		_____	
Telephone Number		Social Security Number	

First Name _____ Last Name _____

Address _____

City _____ State _____ Zip code _____ Country _____

Telephone Number _____ Social Security Number _____

PERSONAL

First Name _____ Last Name _____
Address _____

City State Zip code
Telephone Number _____ Social Security Number _____

- My first name is _____.
- My last name is _____.
- My address is _____.
- My telephone number is _____.
- My zip code is _____.
- My social security number is _____.
- My city is _____.
- My state is _____.

Name _____

Date _____

Questions for Conversation

1. What is your first name? My first name is _____.
2. What is your last name? My last name is _____.
3. What is your address? My address is _____.
4. What is your zip code? My zip code is _____.
5. What is your telephone number? My telephone number is _____.

Conversation Matrix

	Student one	Student two
First name		
Last name		
Address		
Zip code		
Telephone number		

OCCUPATIONS

Raul Castro wants to apply for a job. He has the application. His address is 7036 Maple Street, Santa Monica, California, USA. His zip code is 92110. He's 35 years old. His birth date is May 14, 1960. His telephone number is (503) 555-7639.

Job Application

Last name	<input type="text"/>	First name	<input type="text"/>		
Address	<input type="text"/>	City	<input type="text"/>	State	<input type="text"/>
Telephone	(<input type="text"/>) <input type="text"/>	Soc. Sec. No.	<input type="text"/>		

Raul Castro's Social Security number is 560-45-2033. He's married. He has 4 children. He was a mechanic in Mexico for ten years. He wants full-time work.

Gender: Female <input type="checkbox"/>	Are you over 18 years old? Yes <input type="checkbox"/>	No <input type="checkbox"/>
Male <input type="checkbox"/>		
Do you want full-time? <input type="checkbox"/>	part-time? <input type="checkbox"/>	
What was your job? _____	How long at this job? _____	
Signature _____	Date: _____	

OCCUPATIONS

- ❖ Fill out this application in ink.
- ❖ Please print.
- ❖ Remember to sign your name.

Job Application

Last name	<input type="text"/>	First name	<input type="text"/>			
Address	<input type="text"/>	City	<input type="text"/>	State	<input type="text"/>	
Country	<input type="text"/>	Telephone ()	<input type="text"/>	Soc. Sec. No.	<input type="text"/>	
Sex: Female	<input type="checkbox"/>	Are you over 18 years old?	Yes	<input type="checkbox"/>	No	<input type="checkbox"/>
Male	<input type="checkbox"/>					
Do you want full-time?	<input type="checkbox"/>	part-time?	<input type="checkbox"/>			
What was your job?	_____		How long at this job?	_____		
Signature	_____			Date:	_____	

COMMUNITY

1.-

549

Date _____

Pay to the order of _____

_____ Dollars

Memo _____

: 38008566: 0000004503325 • ' 0549

2.-

550

Date _____

Pay to the order of _____

_____ Dollars

Memo _____

: 38008566: 0000004503325 • ' 0550

3.-

551

Date _____

Pay to the order of _____

_____ Dollars

Memo _____

: 38008566: 0000004503325 • ' 0551

HEALTH



A> Are you a new patient?

B> Yes, I am.

A> Please fill out this form.

First Name _____			Last Name _____		
Address _____					
_____		_____		_____	
City	State	Zip Code			
Phone _____	Age _____	Birth date _____		_____	
		Month	Day	Year	
Gender: Female <input type="checkbox"/>	Single <input type="checkbox"/>	Married <input type="checkbox"/>	Widowed <input type="checkbox"/>	Divorced <input type="checkbox"/>	
Male <input type="checkbox"/>					

COMMUNITY

- A. Can I help you?
 - B. Yes, I want this book.
 - A. Do you have a library card?
 - B. No, I don't.
 - A. Do you have ID?
 - B. Yes, I do.
 - A. OK! I can give you a card. Here it is.
- Sign your name.

Library Card

Name _____

Address _____

Telephone _____ Driver's lic. No. _____

Signature _____ Parent's signature _____

❖ Do you have a library card?

❖ Do you go to the library?

Sentences

What is a sentence?

A sentence is a group of words that tells a complete idea. When you use a sentence, people know what you are talking or writing about. Every sentence begins with a capital letter.

What is a statement?

A statement tells about something. A statement has a period () at the end of it.

What is a question?

A question is a sentence that asks something. A question has a question mark () at the end of it.

Practice #1

- Look at each group of words. Does it tell a complete idea?
- If yes, circle YES. If not, circle NO.

1.	Your boss.	YES	NO
2.	Your boss called.	YES	NO
3.	Win the game.	YES	NO
4.	I win the game.	YES	NO
5.	The prize is.	YES	NO
6.	The prize is a new radio.	YES	NO

Practice #2

- Copy each sentence. (Do not change the order of the words!) If it is a statement, write a period at the end. If it is a question, write a question mark at the end.

1. Maria is climbing over a wall

2. What is she doing

3. She is taking a test

4. Can she pass the test

5. I think she will pass the test

Practice #3

- Write 3 statements and 3 questions of your own.

Model Note

April 23, 2002

Dear Carol,

I am sorry I did not come to English class last week. I was very busy. My daughter was sick. My sister was visiting from Mexico, and I had many problems with my car.

I want to return to class next Monday. If I cannot come to class next week I will call you. Have a nice day,

Sincerely,

Maria Sanchez


Complete the note.

Dear _____,

I _____ I did not come to _____ last week. I was very _____. My daughter was _____. My sister was _____, and I had many problems with my _____.

I want to return to class next Monday. If I can not _____ next week I will call you. Have _____,

Work to Do



Here is your list for the landlord.

Repairs for Apartment 13	
1.	Fix the light
2.	
3.	
4.	
5.	
6.	
7.	

What's in Your Cart?



Shopping List

a gallon of milk

School Supply List

Read the Lincoln School supply list.

SCHOOL SUPPLY LIST	
Kindergarten large crayons 2 large pencils eraser jar of paste pencil case	1st-3rd Grade regular crayons 2 regular pencils eraser bottle of glue pencil case
4th-6th Grade 2 black pens 2 regular pencils eraser bottle of glue calculator	7th-8th Grade 2 black pens red pen compass calculator dictionary

Pretend you have one child in kindergarten, one child in first grade, and one child in seventh grade. What do you need to buy? Make a shopping list.

SHOPPING LIST

_____	_____
_____	_____
_____	_____
_____	_____
_____	_____
_____	_____
_____	_____