

English as a Second Language

Student Packet Level 1

Volunteer Literacy Tutoring Program
Portland Community College
2002

This packet is to be used in conjunction with ESL Tutor Packet Level 1

The compilation of these packets would not possible without the knowledge, hard work, dedication, and generosity of those that work in the Adult Basic Skills department at Portland Community College, especially the Volunteer Literacy Program Coordinators and Oregon Literacy, Inc. would like to, specifically thank Kathleen Holloway, Kay Talbot and Karen Sanders of the Volunteer Literacy Tutoring Program at Portland Community College for allowing us to share this packet with tutors everywhere, but especially tutors and organizations that dedicate their time to their community in the state of Oregon .

OLI would also like to thank Pro Lingua Associates and New Readers Press for granting the permissions to include exercises from their materials.

All New Reader's Press exercises come from '*Training By Design, ESL*, 1993, New Readers Press, Division of Pro Literacy Worldwide, which are being used by permission. You may find this book and other, similar books at the New Reader's Press website listed below.

You may find materials published by Pro Lingua Associates by accessing the Pro Lingua website listed below.

<http://www.newreaderspress.com>

<http://www.prolinguaassociates.com/Pages/about.html>

Tips for Learning English

These are things you can do to learn more English:

- Remember that learning English is a slow process - it does not happen quickly.
- Know what you want to learn and why.
- Make learning a habit. Try to learn something every day. **STUDY EVERY DAY!**
- Choose materials that are interesting.
- Use different materials, you need to practice reading, grammar, writing, speaking and listening.
- Find friends to study and speak with. Learning English together can be fun.
- Grammar by itself does not help you **USE** the language. You should practice what you are learning by using it for practical things.
- Move your mouth! Understanding something doesn't mean the muscles of your mouth can produce the sounds. Study out loud!
- Be patient with yourself. Remember learning is a process - speaking a language well takes time.
- Communicate! There is nothing like communicating in English and being successful.
- Use the Internet. The Internet is the most exciting, unlimited English resource that anyone could imagine and it is right at your finger tips.

Tips

- Develop a good attitude.
- Remember that learning English is a process.
- Be patient with yourself.
- Practice, practice, practice.
- It's OK to make mistakes! Have fun trying to speak!
- Get help if you need it.

Practice, practice, practice.

Practice, practice, practice.

Practice, practice, practice.

What will I learn with my tutor?

In Tutoring Level 1 you will learn:

Speaking and Listening

- the names and sounds of all the letters in the alphabet
- to answer questions
- what to say if you don't understand something
- to follow directions
- to tell others about yourself

Reading

- to sound out new words
- to recognize new words by sight
- to recognize signs and symbols

Writing

- to write numbers and letters
- to write new words
- to write short sentences using new words
- to write information about yourself
- to use some new grammar

*If there are other things you want to learn just ask your tutor.
Your tutor is there to help you!*

Letters (Lowercase)

a

b

c

d

e

f

g

h

i

Letters (Lowercase)



j

k

l

m

n

o

p

q

r



Letters (Lowercase)

s

t

u

v

w

x

y

z

Letters (Capitals)

A

B

C

D

E

F

G

H

I

Letters (Capitals)

J

K

L

M

N

O

P

Q

R

Letters (Capitals)



S	T	U
V	W	X



Y	Z
---	---

___ b ___ d ___ f ___ h ___ j ___ l ___

n ___ p ___ r ___ t ___ v ___ x ___ z

a ___ c ___ e ___ g ___ i ___ k ___ m ___

o ___ q ___ s ___ u ___ w ___ y ___

___ cd ___ gh ___ kl ___

op ___ st ___ wx ___

abcd ___ hi ___ lm ___ o ___

___ tu ___

Alphabet - Printed

Aa Bb Cc Dd Ee Ff Gg Hh Ii

Jj Kk Ll Mm Nn Oo Pp Qq Rr

Ss Tt Uu Vv Ww Xx Yy Zz

Alphabet - Cursive

Aa Bb Cc Dd Ee Ff Gg Hh

Ii Jj Kk Ll Mm Nn Oo Pp Qq

Rr Ss Tt Uu Vv Ww Xx Yy Zz

MIGUEL GARCIA

Miguel Garcia is from Mexico. He is from Tijuana, Mexico. Now he is living in the United States. He is living in Portland, Oregon. His address is 1541 SW Oak Street. His telephone number is 503-555-9532.

1. What's his name?

2. What country is he from?

3. What city is he from?

4. What's his address now?

5. What's his telephone number?

6. What is your name?

7. What country are you from?

8. What is your address now?



START

What's your area code?		What's your name?	What city are you from?
------------------------	--	-------------------	-------------------------

What's your zip code?

What's your address?

What's your telephone number?

What street do you live on?

What's your first name?

What's your social security number?

How old are you?

When were you born?

What's your last name?

Do you live in an apartment?

What state do you live in?

FINISH

Name _____

Date _____

Word List

address	age	apt	area code
city	DOB	first	last
name	number	signature	social security
state	street	telephone	zip

Write each word three times.

1. address _____
2. age _____
3. apt _____
4. area code _____
5. city _____
6. DOB _____
7. first _____
8. last _____
9. name _____
10. number _____
11. signature _____
12. social security _____
13. state _____
14. street _____
15. telephone _____
16. zip _____

Personal Information Form

Y	T	I	R	U	C	E	S	L	A	I	C	O	S	M
E	T	L	C	R	Y	D	I	P	D	P	O	B	V	U
Q	G	I	A	Z	T	O	G	F	D	O	T	E	E	C
E	T	A	T	S	N	C	N	F	R	E	B	M	U	N
Y	X	S	R	T	T	A	A	N	E	K	A	D	S	P
E	Z	I	P	R	K	E	T	F	S	N	K	B	A	R
V	F	P	J	E	L	R	U	A	S	R	Q	P	T	C
X	E	T	W	E	K	A	R	I	C	Z	E	N	T	T
S	U	N	T	T	E	L	E	P	H	O	N	E	G	Z

Address

Age

Apt

Area code

City

DOB

First

Last

Name

Number

Signature

Social security

State

Street

Telephone

Zip

Name _____

Date _____

Matching

Exercise 1: Draw a line to the correct word.

- | | |
|---------------|--------------|
| 1. state | Portland |
| 2. age | #71 |
| 3. city | 24 years old |
| 4. area code | Oregon |
| 5. apt number | (503) |

Exercise 2: Draw a line to the correct word.

- | | |
|--------------------|-------------------|
| 1. DOB | <i>Linda Chen</i> |
| 2. zip | 4351 Stark St. |
| 3. signature | 97224 |
| 4. social security | Sept. 8, 1954 |
| 5. address | 68-43-2108 |

Name _____

Date _____

Missing Letters

1. a d _ res _

2. a _ e

3. a p _

4. a _ ea c _ d _

5. _ ity

6. D O _

7. fi _ s _

8. l _ st

9. na _ _

10. nu _ b _ r

11. sig _ a _ u r e

12. s _ cia _ s _ curi _ y

13. s _ ate

14. s _ re _ t

15. te _ e _ ho _ e

16. z _ p

Name _____

Date _____

Form

Fill-out this form with your personal information.

Student Information Portland Community College			
Name _____			
Last		First	
Address _____			
Number		Street	Apt.
City _____	State _____	Zip _____	
Social Security Number _____			
Telephone Number _____			
(Area Code)		Number	

Numbers



1

2

3

4


5



Numbers

6	7	8
9	0	

0	zero
1	one
2	two
3	three
4	four
5	five
6	six
7	seven
8	eight
9	nine
10	ten
11	eleven
12	twelve
13	thirteen
14	fourteen
15	fifteen
16	sixteen
17	seventeen
18	eighteen
19	nineteen
20	twenty
30	thirty
40	forty
50	fifty
60	sixty
70	seventy
80	eighty
90	ninety
100	one hundred



NUMBERS

1 one	11 eleven	10 ten
2 two	12 twelve	20 twenty
3 three	13 thirteen	30 thirty
4 four	14 fourteen	40 forty
5 five	15 fifteen	50 fifty
6 six	16 sixteen	60 sixty
7 seven	17 seventeen	70 seventy
8 eight	18 eighteen	80 eighty
9 nine	19 nineteen	90 ninety
10 ten	20 twenty	100 one hundred

Write the Number.

seventeen	<input type="text"/>	eighteen	<input type="text"/>	nine	<input type="text"/>
eleven	<input type="text"/>	fourteen	<input type="text"/>	ninety-nine	<input type="text"/>
fifteen	<input type="text"/>	fifty-five	<input type="text"/>	forty-four	<input type="text"/>
thirteen	<input type="text"/>	eighty-eight	<input type="text"/>	forty	<input type="text"/>
sixty	<input type="text"/>	fifty	<input type="text"/>	thirty	<input type="text"/>
seven	<input type="text"/>	eight	<input type="text"/>	nineteen	<input type="text"/>
eleven	<input type="text"/>	sixty-six	<input type="text"/>	ninety	<input type="text"/>
sixteen	<input type="text"/>	fifteen	<input type="text"/>		
eighty	<input type="text"/>	thirty-three	<input type="text"/>		

Greetings -- Word Search

G O O D B Y E
H K F L O M V
D N I G H T E
O V N L I H N
S E E Y O U I
K H E L L O N
M O R N I N G

HI
HELLO
FINE
OK
MORNING
EVENING
NIGHT
GOOD BYE
SEE YOU

Greetings -- Word Search

G O O D B Y E
H K F L O M V
D N I G H T E
O V N L I H N
S E E Y O U I
K H E L L O N
M O R N I N G

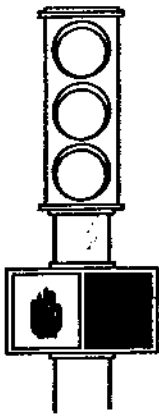
HI
HELLO
FINE
OK
MORNING
EVENING
NIGHT
GOOD BYE
SEE YOU

Greetings -- Word Search

G O O D B Y E
H K F L O M V
D N I G H T E
O V N L I H N
S E E Y O U I
K H E L L O N
M O R N I N G

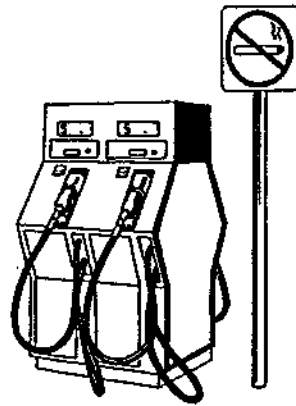

HI
HELLO
FINE
OK
MORNING
EVENING
NIGHT
GOOD BYE
SEE YOU

Don't Do It!




a. No One Under 21 Permitted

b. Do Not Feed the Animals



c. Don't Walk

d. Do Not Enter




e. No Smoking

f. No Littering



STOP



YIELD




DO NOT ENTER




RAILROAD
ADVANCE CROSSING



NO LEFT TURN




NO RIGHT TURN



NO U TURN



NO PARKING




KEEP LEFT



KEEP RIGHT



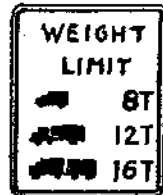
LEFT ONLY



RIGHT ONLY



TOW AWAY ZONE



TRUCK WEIGHT LIMIT



SPEED LIMIT



HIKING TRAIL



FOOD



GAS



HOSPITAL



REST AREA



Phonics Practice – Student’s Page


- This is the letter a. It makes the sound /a/. **a**
- What is this word? **apple**
- Many other words begin with the sound /a/.
- They also begin with the letter a.
- Listen for the beginning sound.
- If the word begins with the sound /a/, circle the letter a.
- If the word does not begin with the sound /a/, cross out the letter a.

- | | | |
|-------------|-------------|--------------------------|
| 1. a | 2. a | 3. a |
| 4. a | 5. a | 6. a |
| 7. a | 8. a | 9. a 10. a |
-

- This is the letter e. It makes the sound /e/. **e**
- What is this word? **egg**
- Many other words begin with the sound /e/.
- They also begin with the letter e.
- Listen for the beginning sound.
- If the word begins with the sound /e/, circle the letter e.
- If the word does not begin with the sound /e/, cross out the letter e.

- | | | |
|-------------|-------------|--------------------------|
| 1. e | 2. e | 3. e |
| 4. e | 5. e | 6. e |
| 7. e | 8. e | 9. e 10. e |

Getting to Know You - Game board

What is your favorite color?	What is your phone number?	What is your first name?
What is your address?		
Are you married?		
What is your favorite food?	Where are you from?	What is your last name?

START

END

FREE

Days of the Week



Monday

Tuesday

Wednesday

Thursday

Friday

Saturday

Sunday



DAYS OF THE WEEK

Sunday
Monday
Tuesday
Wednesday
Thursday
Friday
Saturday

MONTHS OF THE YEAR

January
February
March
April
May
June
July
August
September
October
November
December

DATE

The number of the day, month and year is called the date.

January 25, 2002 or 1/25/02.

1/01/02 shows: month number / day number / year number

Let's Practice....

What day is today? _____

What is the date today? _____

What day is tomorrow? _____

What day was yesterday? _____

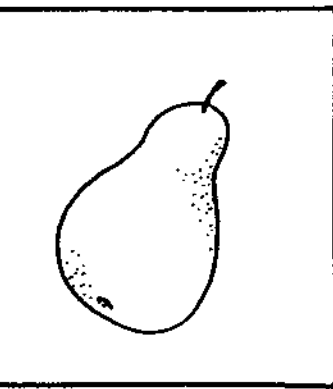

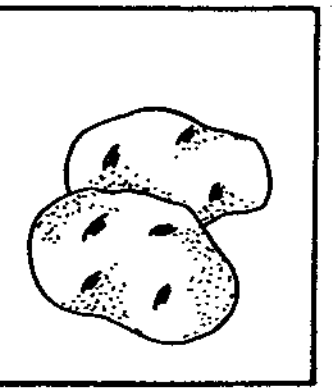
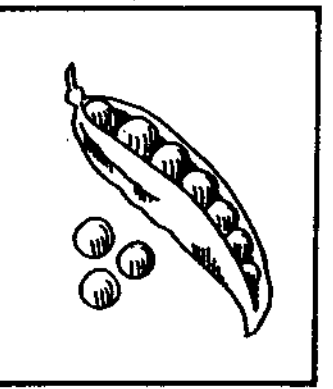

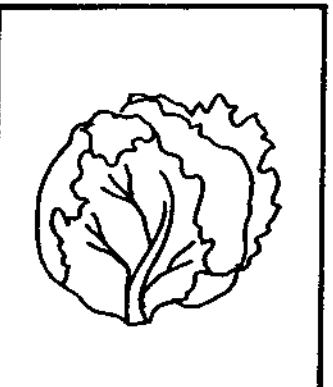
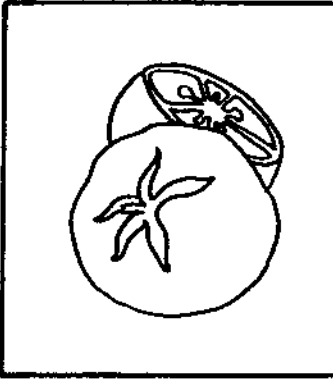
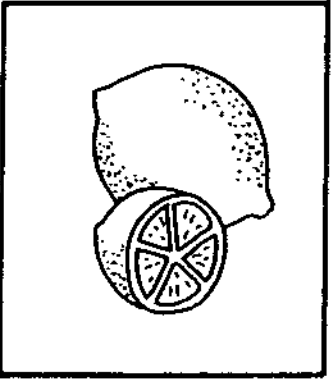
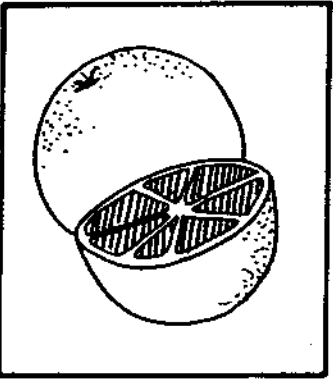




When is your birthday? _____

What year were you born? _____

How many days are there in February? _____

How many days are there in one week? _____

Fruits and Vegetables



FOOD

Look at the pictures and ask:

“What is this?”

“What are these?”

“Is this (are these) _____ (s)?”

“Do you eat _____?”

“Do you like _____?”

“Do you have _____ in your country?”

“Do you eat in the morning?”

“What do you eat in the morning?”

“Do you drink coffee?”

“What do you drink?”

“What do you eat in the evening?”

“Do you eat a big meal in the evening?”

“What is your favorite fruit?”

“What is your favorite vegetable?”

“Do you like American food?”

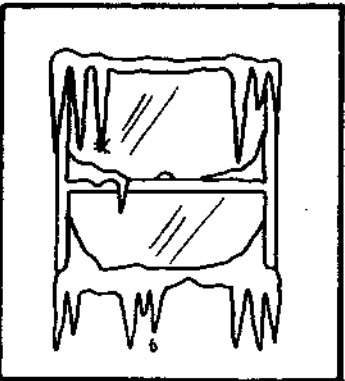









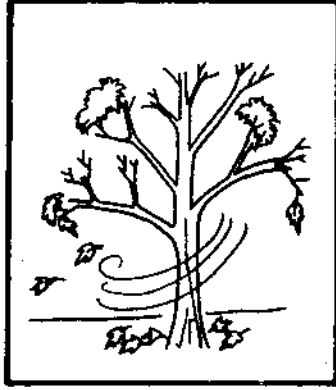

- *Ask other questions too...but remember to make the questions simple.*

Seasons and Weather

Name _____

Date _____

Teacher _____



SEASONS and WEATHER

1. What is the weather like today?
2. What is the weather like in your country?
3. Do you like the weather in Portland? Why?
4. What seasons does Oregon have?
5. Do you like hot weather?
6. Do you like rainy weather?
7. Do you like snow?
8. What is your favorite season in your country?
9. Does it snow in your country? In the mountains?
10. Do you have a lot of rain in your country? When?
11. Is it hot in your country?

- *Ask other questions too...but remember to make the questions simple.*

Where Are My Keys?



How to Play

Have your student look at the living room.

They should decide where to hide the keys.

They should keep this decision a secret from you and write down the location on a scrap of paper.

You need to find the keys by asking yes/no questions.

Your student may only answer *yes* or *no*.


For example: *Is it on the floor?* *No, it isn't.*

Is it under the cat? *Yes, it is.*

When you find the keys have your student, show you the scrap of paper.

After round one, switch roles and hide them again!!

Good luck!





A. Do you live in a house?

B. No, I don't.

I live in an apartment.

A. Do you live upstairs or downstairs?

B. I live upstairs.

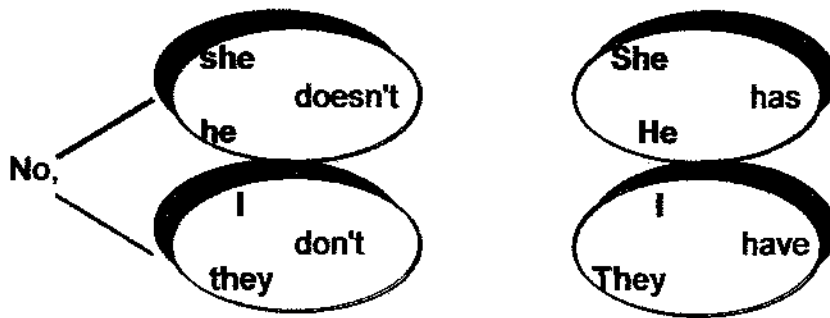
1. Do you live in a house?

2. Do you live in an apartment.

3. Do you live upstairs or downstairs?

4. What is your address?

5. Do you live with your family?



1. Does he have a fever?

No, _____.

He has _____.

2. Does he have a cold?

No, _____.

_____.

3. Do they have broken arms?

No, _____.

_____.

4. Does he have a sore throat?

No, _____.

_____.

5. Do you have a cold? _____, I _____.

6. Do you have a fever? _____, I _____.

7. Do you have a sore throat? _____, I _____.

A Coffee Shop Kitchen



- Look at the picture.
- Answer the questions.

Where are these people?

What time of day is it?

Who is the big man in the dirty apron?

Who is the young man who isn't wearing an apron?

What happened on the stove?

Would you like to work here?



A. Do you have children?

B. No, I don't. I'm single.

Do you have children?

A. Yes, I do.

B. How many children do you have?

A. I have _____ children.

1. Do you have children?

_____, I _____.

2. How many children do you have?

I have _____.

3. Do you have sons?

_____, I _____.

4. How many sons do you have?

I have _____.

5. Do you have daughters?

_____, I _____.

6. How many daughters do you have?

I have _____.



1. How many children does she have?

_____.

2. How many sons does she have?

_____.

3. How many daughters does she have?

_____.

4. How many children do you have?


_____.

5. How many sons do you have?

_____.

6. How many daughters do you have?

_____.

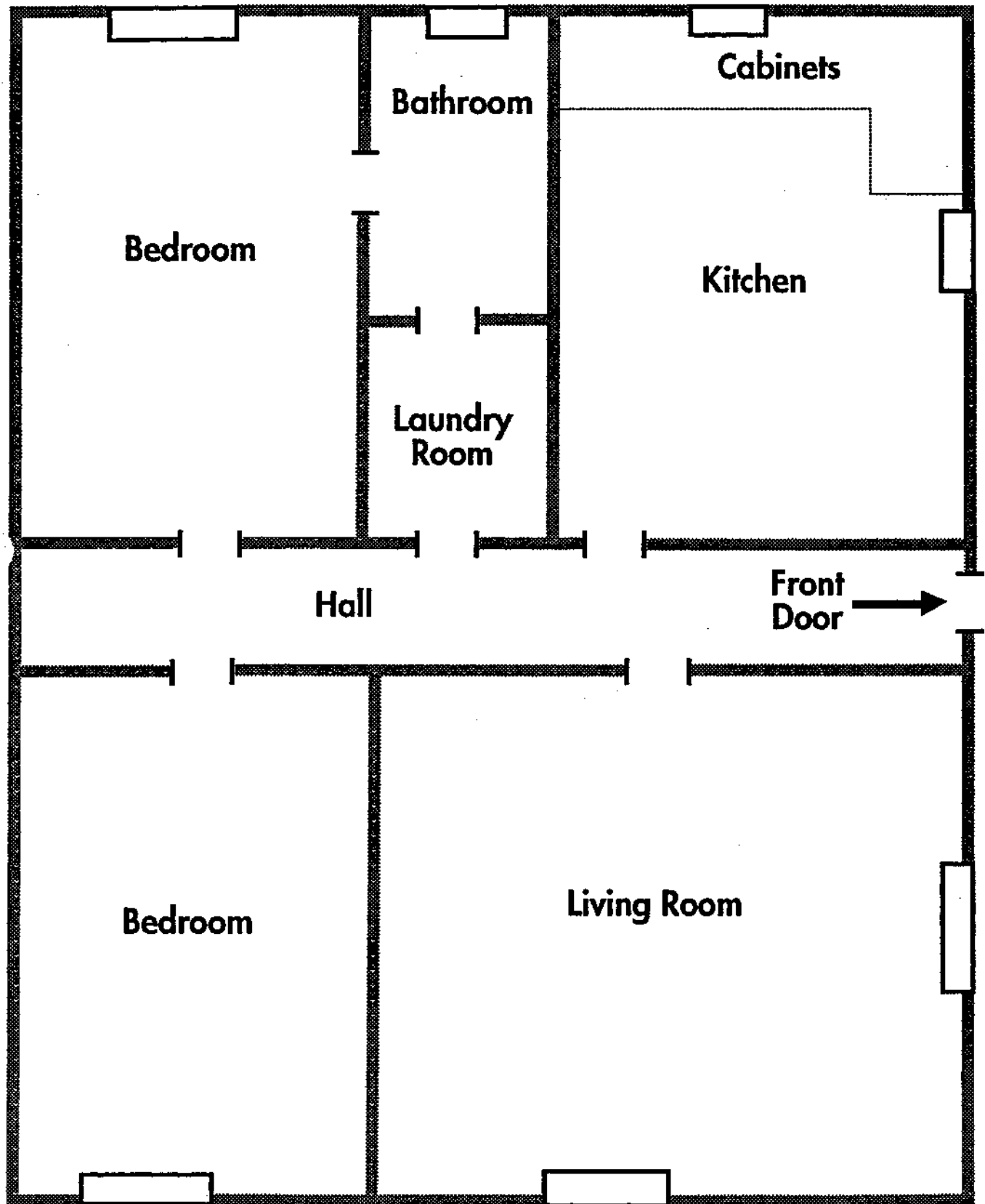


First name _____

- ❖ Please stand up.
- ❖ Please go to the door.
- ❖ Please open the door.
- ❖ Please go out.
- ❖ Please come in.
- ❖ Please close the door.
- ❖ Please go to the window.
- ❖ Please open the window.
- ❖ Please close the window.
- ❖ Please walk to your chair.
- ❖ Please sit down.
- ❖ Please open your book.
- ❖ Please read your book.
- ❖ Please close your book.
- ❖ Please write your name.

Thank you,


Floor Plans



—| = Doorway □ = Window

Finding Addresses

Jennifer St



Dave Hospital



Arbor Park

Maple St



Bank of America
Tower

M a i n A v e



St Matthew Church

Elm St











Scott Elementary School

Oak St

Concentration



post office	bank		
hospital	police station		
apartment building	school		
supermarket	house		
drugstore	daycare center	